

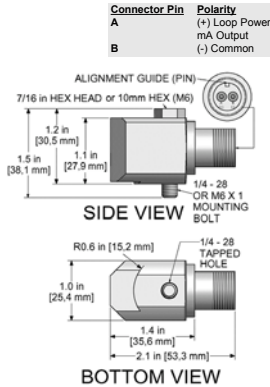
LP304 Series

Loop Power Sensor, Acceleration, 4-20 mA Output, Side Exit Connector / Cable



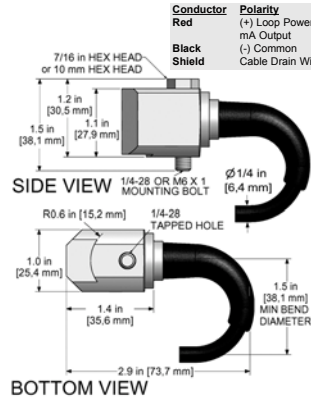
LP304-XXX-1A

2 Pin Connector



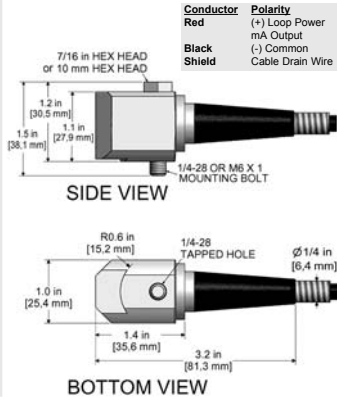
LP304-XXX-2A

Integral Cable



LP304-XXX-3A

Armored Integral Cable



How To Order - Select the desired parameters using the selection guide below.

Example Part #: LP304-1R2-1A (Supplied with 1/4-28 Stud)

Example Metric Part #: M/LP304-1R2-1A (Supplied with M6x1 Adapter Stud)

Example Integral Cable Part #: LP304-1R2-2A/010-Z (Supplied with 1/4-28 Stud)

Selection Guide

Part #: / LP304 - - A / - Z

Stud Type ← **Measurement Range** ← **Range Type** ← **Frequency Range +/-3dB** ← **Style** ← **Cable Length**

M = Metric (Blank for 1/4-28)	1 = 0-1 g 2 = 0-2 g 5 = 0-5 g 10 = 0-10 g 20 = 0-20 g	R = RMS P = Peak	1 = 600-60,000 CPM (10-1000 Hz) 2 = 180-150,000CPM (3-2500 Hz)	1 = 2 Pin MIL (C-5015) 2 = Integral Cable, CB103 3 = Integral Cable, CB106 armor jacket	For Integral Cable Sensors Add this Section / Select Length 010 = 10 ft. (3 m) 020 = 20 ft. (6 m) 030 = 30 ft. (9 m) 050 = 050 ft. (15 m) 100 = 100 ft. (30 m) * Custom Lengths Available Upon Request
---	---	---------------------	---	---	---

Performance Specifications	English	Metric	Physical	English	Metric
Output, 4-20 mA			Sensing Element	PZT Ceramic	PZT Ceramic
Measurement Range	See Selection Guide	See Selection Guide	Sensing Structure	Shear Mode	Shear Mode
Electrical			Weight (without cable)	4.9 oz.	140 grams
Settling Time (Turn on Time) @ Room Temp (68°F/20°C)	<60 Seconds	<60 Seconds	Case Material	316L Stainless Steel	316L Stainless Steel
Power Requirement (Loop Powered) Voltage Source	15-30 VDC	15-30 VDC	Mounting Hole	1/4-28	1/4-28
Electrical Case Isolation	>10 ⁸ ohm	>10 ⁸ ohm	Connector (LP204-XXX-1A)	2 Pin MIL-C-5015	2 Pin MIL-C-5015
Environmental			Integral Cable (LP204-XXX-2A)	CB103	CB103
Temperature Range	-40 to 185° F	-40 to 85° C	Armored Cable (LP204-XXX-3A)	CB206, Armor Jacket	CB206, Armor Jacket
Electromagnetic Sensitivity	CE	CE	Mechanical		
Sealing	Welded, Hermetic	Welded, Hermetic	Mounting Torque	2 to 5 ft. lbs.	2.7 to 6.8 Nm
Submersible Depth (LP204-XXX-2A)	500 ft.	152 m	Supplied Accessories		
			Mounting Hardware	1/4-28 Captive Bolt	M6x1 Captive Bolt
			Calibration Certificate	Current Output @ 100 Hz	Current Output @ 100 Hz

For optional accessories, please see the *Sensor Accessory Selection Chart*.