

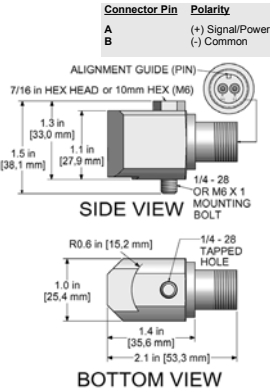
AC136 Series

Low Frequency Accelerometer, Side Exit Connector / Cable, 500 mV/g



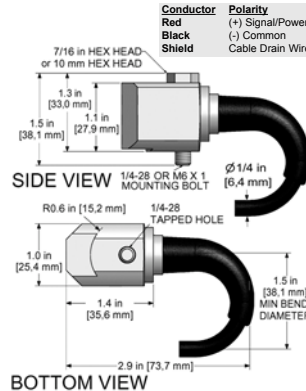
AC136-1A

2 Pin Connector



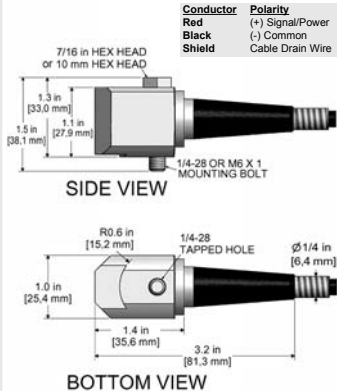
AC136-2A

Integral Cable



AC136-3A

Armored Integral Cable



Part Numbers & Ordering Information:

When Ordering Metric, add "M" prefix.
(Example: M/AC136-2A/010-Z)

AC136-1A Low frequency accelerometer, 500 mV/g, 2 pin side connector

AC136-2A/010-Z	10 ft. (3 m), blunt cut end
AC136-2A/020-Z	20 ft. (6 m), blunt cut end
AC136-2A/030-Z	30 ft. (9 m), blunt cut end
AC136-2A/050-Z	50 ft. (15 m), blunt cut end
AC136-2A/100-Z	100 ft. (30 m), blunt cut end
AC136-2A/010-F	10 ft. (3 m), BNC plug connector
AC136-2A/020-F	20 ft. (6 m), BNC plug connector
AC136-2A/030-F	30 ft. (9 m), BNC plug connector
AC136-2A/050-F	50 ft. (15 m), BNC plug connector
AC136-2A/100-F	100 ft. (30 m), BNC plug connector

AC136-3A/010-Z	10 ft. (3 m), blunt cut end
AC136-3A/020-Z	20 ft. (6 m), blunt cut end
AC136-3A/030-Z	30 ft. (9 m), blunt cut end
AC136-3A/050-Z	50 ft. (15 m), blunt cut end
AC136-3A/100-Z	100 ft. (30 m), blunt cut end
AC136-3A/010-F	10 ft. (3 m), BNC plug connector
AC136-3A/020-F	20 ft. (6 m), BNC plug connector
AC136-3A/030-F	30 ft. (9 m), BNC plug connector
AC136-3A/050-F	50 ft. (15 m), BNC plug connector
AC136-3A/100-F	100 ft. (30 m), BNC plug connector

* Custom Lengths Available Upon Request

Performance Specifications	English	Metric
Sensitivity $\pm 10\%$	500 mV/g	500 mV/g
Frequency Response ± 3 dB	12-180,000 CPM	0.2-3000 Hz
$\pm 10\%$	36-90,000 CPM	0.6-1500 Hz
Dynamic Range	± 10 g, peak	± 10 g, peak
Electrical		
Settling Time (Turn on Time) @ Room Temp (68°F/20°C)	5 Seconds	5 Seconds
Power Requirement		
Voltage Source	18-30 VDC	18-30 VDC
Constant Current Excitation	2-10 mA	2-10 mA
Electrical Noise (Typical)		
Broadband 2.5 Hz to 25 kHz	20 σ g, rms	20 σ g, rms
Spectral 10 Hz	1.7 σ g/ $\sqrt{\text{Hz}}$	1.7 σ g/ $\sqrt{\text{Hz}}$
100 Hz	0.2 σ g/ $\sqrt{\text{Hz}}$	0.2 σ g/ $\sqrt{\text{Hz}}$
1000 Hz	0.12 σ g/ $\sqrt{\text{Hz}}$	0.12 σ g/ $\sqrt{\text{Hz}}$
Output Impedance, Max	<200 ohm	<200 ohm
Bias Output Voltage	10-14 VDC	10-14 VDC
Electrical Case Isolation	>10 ⁸ ohm	>10 ⁸ ohm

Environmental	English	Metric
Temperature Range	-58 to 250° F	-50 to 121° C
Electromagnetic Sensitivity	CE	CE
Sealing	Welded, Hermetic	Welded, Hermetic
Submersible Depth (AC136-2A)	500 ft.	152 m
Physical		
Sensing Element	PZT Ceramic	PZT Ceramic
Sensing Structure	Shear Mode	Shear Mode
Weight	5.5 oz.	156 grams
Case Material	316L Stainless Steel	316L Stainless Steel
Mounting Hole	1/4-28	1/4-28
Connector (AC136-1A)	2 Pin MIL-C-5015	2 Pin MIL-C-5015
Integral Cable (AC136-2A)	CB103	CB103
Armored Cable (AC136-3A)	CB206, Armor Jacket	CB206, Armor Jacket
Mechanical		
Resonant Frequency	720,000 CPM	12000 Hz
Mounting Torque	2 to 5 ft. lbs.	2.7 to 6.8 Nm
Supplied Accessories		
Mounting Hardware	1/4-28 Captive Bolt	M6x1 Captive Bolt
Calibration Certificate	CA10	CA10

Common Applications

Industries Served

- Automotive
- Petrochemical
- Steel
- Manufacturing
- Pharmaceutical
- Wastewater Treatment

Typical Applications

- Conveyors
- Fourdriniers
- Pumps
- Cooling Towers
- Gear Boxes
- Pumps, Underwater
- Dryer Sections <250° F (121° C)
- Motors
- Roll and Process Equipment

Measurement Types

- Permanent Mount
- Portable
- Mining
- Pulp and Paper
- Fans
- Press Sections
- Spindles

For optional accessories, please see the "Sensor Accessory Selection Chart".

